

ENERVEX®

BDC 8 FAN CONTROL

020.3090.0216 02.21

Product Information

Use

The BDC 8 Appliance Draft Control is used to control draft in systems where modulation is not required. It controls the speed of the fan to maintain proper pressure in the chimney. The BDC8 is for indoor installations only. The control can be used with Models RSV, TDF, BPV and RSIF Fans.

The BDC 8 is typically used to control the draft of a gas-fired water heater, boiler or furnace.

Description

The BDC 8 operates a chimney fan or draft inducer at a set speed to create and maintain proper mechanical draft at the outlet of a heating appliance(s). The control provides a 10-120 VAC signal to single phase fans, as well as a 0-10 VDC signal that can be interpreted to control 3-phase fans by a variable frequency drive.

The BDC 8 comes with an external PDS. The PDS is a NO/NC switch that monitors the pressure in the chimney. In case of inadequate draft, the PDS will open, and if open for 15 seconds, the control will go into alarm mode and lock out the appliance until proof is restored.

The control features a manual and automatic adjustment mode which is selected via dipswitch. The PDS check function and manual or automatic reset function are also selected through a dipswitch.

An integrated damper relay allows a damper to be connected directly to the BDC 8. The control ensures that the damper is fully open before allowing the appliance to operate by interlocking the damper end-switches to the control. In the event that the controller senses any mechanical failures, the control will initiate a retry sequence.

Material

The enclosure is made of NEMA 1 rated ABS plastic.

Standard Equipment

- BDC 8 Control Box
- PDS Proven Draft Switch Box
- Stack Probe
- 6' Silicone Tubing



Listings

The BDC 8 Fan Control is ETL Listed in the U.S. and Canada:

- For use with model RSV, RS, TDF and BPV listed to UL 378 Standard for Draft Equipment
- UL508/UL 60947 Standard for Industrial Control Equipment
- CSA C22.2 No. 14-05 Standard for Industrial Control Equipment

Warranty

2-Year Factory Warranty.



Intertek

Specifications are subject to change without notice.

ENERVEX Inc.
1685 Bluegrass Lakes Parkway
Alpharetta, GA 30004
USA

P: 770.587.3238
F: 770.587.4731
T: 800.255.2923
info@enervex.com
www.enervex.com

ENERVEX®
VENTING DESIGN SOLUTIONS



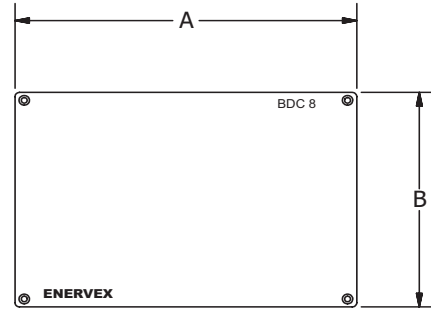
ENERVEX® BDC 8 FAN CONTROL

020.3090.0216 02.21

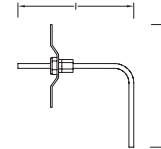
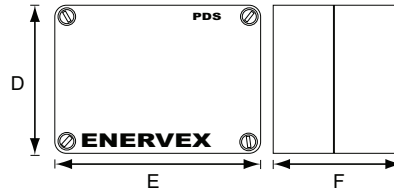
Product Information

Specifications

BDC 8 Control		
Power supply	V	1x120VAC
Amperage	A	6.3
Operating temperature	°F/°C	-4 to 122 / -20 to 50
Control signal	mA	max. 10
Control relay		Max. 120 VAC / 8A
Output	VAC	10-120
	VDC	0-10
Post Purge Time		0-3 Minutes
Alarm Delay Time		15 Seconds
Dimensions	A in/mm	9.6 / 244
	B in/mm	6.3 / 160
	C in/mm	3.5 / 90
Weight	lbs/kg	2.6 / 1.2
PDS		
Dimensions	D in/mm	3.70 / 94
	E in/mm	5.12 / 130
	F in/mm	3.19 / 81
Stack Probe		
Dimensions	H in/mm	4.25 / 108
	I in/mm	3.50 / 89



BDC 8



Specifications are subject to change without notice.

ENERVEX Inc.
1685 Bluegrass Lakes Parkway
Alpharetta, GA 30004
USA

P: 770.587.3238
F: 770.587.4731
T: 800.255.2923
info@enervex.com
www.enervex.com

ENERVEX®
VENTING DESIGN SOLUTIONS

